

MPR-Saddle supports

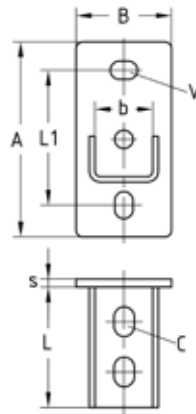
hot-dip galvanised

Application

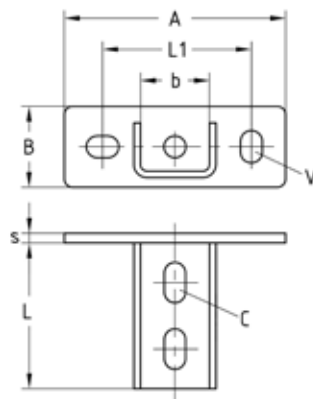
- Simple assembly of strong cross-beams using MPR-Support channels
- Applicable for cramped installation conditions in shafts and ducts
- For indoor and outdoor use

Your advantages

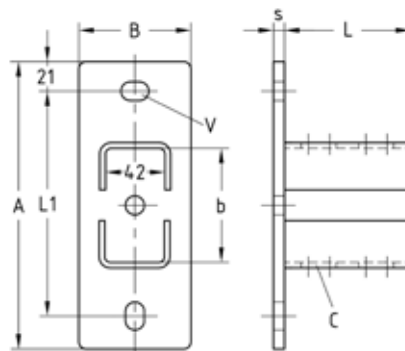
- Good load transfer due to the high bending stiffness of the saddle connection
- Ideal connecting element for channel constructions
- Type for 41/82 and 41/124 profiles with rotation-free bearing due to clamping on both sides by the MPR-Support channels



MPR-Saddle support, lengthwise



MPC-Saddle support, crosswise



MPR-Saddle support, lengthwise for profiles 41/82 and 41/124

Features



Design	For profiles	Dimensions [mm]								Part no.	Sales unit	Pack unit
		A	b	B	C	L	L1	s	V			
crosswise	41/21-41/62	136	42	50	13 x 25	90	91.5	6	13.5 x 20	156820	25	Pieces
lengthwise		144		70			100			156819		
	41/82	205	83	80			160	8		159100	1	
	41/124	245	125				200			159099		